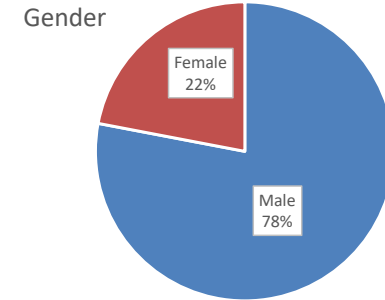
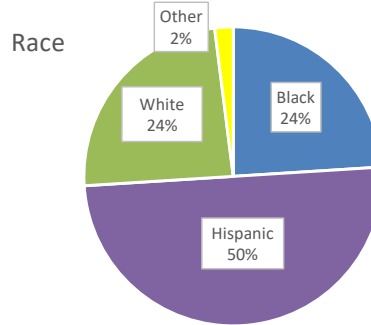


# Juvenile Diversion: 2020

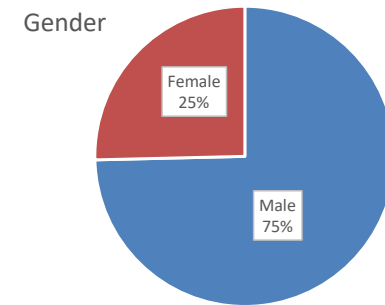
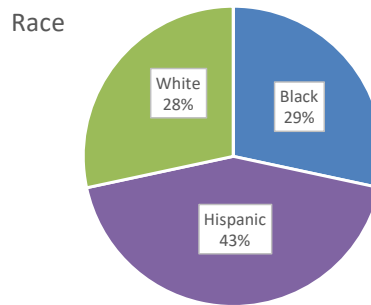
## Gender/Ethnicity of Juveniles Accepted In 2020

Race/Ethnicity	Male	Female	SUBTOTAL BY ETHNICITY
Black	17	7	24
Hispanic	39	11	50
White	20	4	24
Other	2	0	2
SUBTOTAL BY GENDER	78	22	100
			<b>TOTAL ACCEPTED</b>



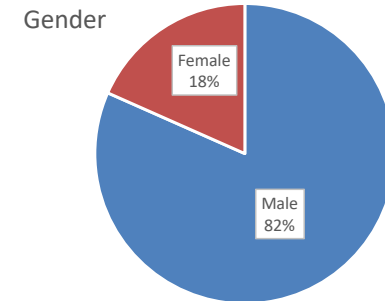
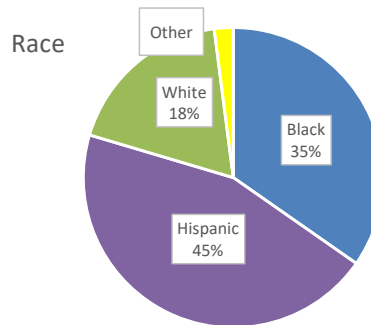
## Gender/Ethnicity of Juveniles Successful In 2020

Race/Ethnicity	Male	Female	SUBTOTAL BY ETHNICITY
Black	12	7	19
Hispanic	24	5	29
White	14	5	19
Other	0	0	0
SUBTOTAL BY GENDER	50	17	67
			<b>TOTAL SUCCESSFUL</b>



## Gender/Ethnicity of Juveniles Treated In 2020

Race/Ethnicity	Male	Female	SUBTOTAL BY ETHNICITY
Black	25	9	34
Hispanic	40	4	44
White	13	5	18
Other	2	0	2
SUBTOTAL BY GENDER	80	18	98
			<b>TOTAL TREATED</b>



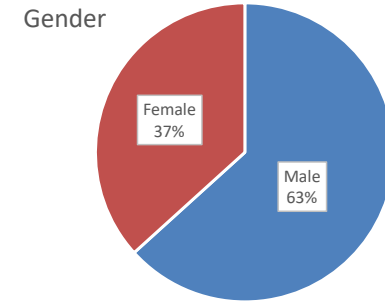
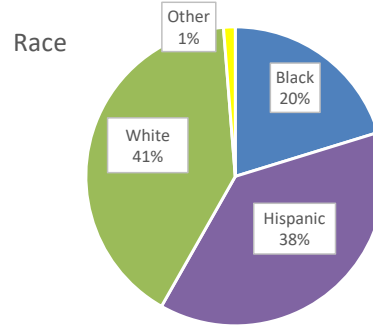
**Victim Restitution collected from Juvenile clients in 2020:**

**\$7,486.42**

# Adult Diversion: 2020

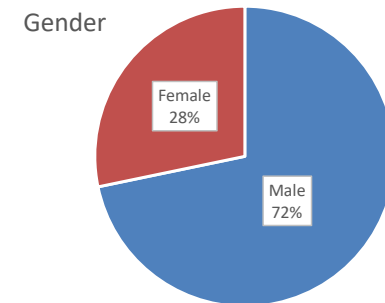
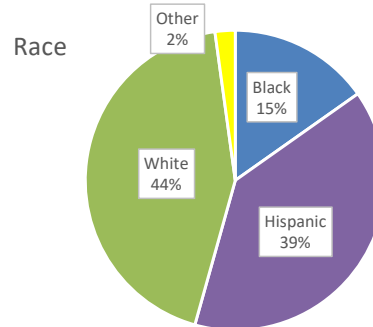
## Gender/Ethnicity of Adults who were Accepted In 2020

Race/Ethnicity	Male	Female	SUBTOTAL BY ETHNICITY
Black	9	7	16
Hispanic	18	12	30
White	22	10	32
Other	1	0	1
SUBTOTAL BY GENDER	50	29	79
			<b>TOTAL ACCEPTED</b>



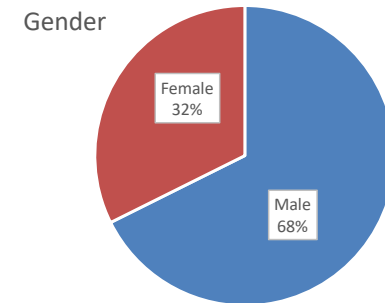
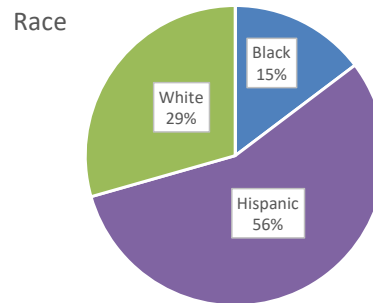
## Gender/Ethnicity of Adults who were Successful In 2020

Race/Ethnicity	Male	Female	SUBTOTAL BY ETHNICITY
Black	4	3	7
Hispanic	14	4	18
White	14	6	20
Other	1	0	1
SUBTOTAL BY GENDER	33	13	46
			<b>TOTAL SUCCESSFUL</b>



## Gender/Ethnicity of Adults who were Treated In 2020

Race/Ethnicity	Male	Female	SUBTOTAL BY ETHNICITY
Black	3	2	5
Hispanic	13	6	19
White	7	3	10
Other	0	0	0
SUBTOTAL BY GENDER	23	11	34
			<b>TOTAL TREATED</b>



Victim Restitution collected from Adults clients in 2020:

**\$32,172.40**