



SummitStoneTM
HEALTH PARTNERS

2026 Course Correction Summit - Longview Acute Care

Lesley Brooks, MD

Chief Medical Officer/Execute Director

Cassie Damato, MA, LPC

Director of Acute Services

Our Values

Boldly raise the bar.

We are a leader and voice for behavioral health and have a responsibility to uphold equity. Through continuous curiosity, exploration, and reflection, we adapt and evolve to achieve excellence.

Stronger together.

We honor each individual's whole self by embracing differences in race, ethnicity, ability, age, gender, sexual orientation, spiritual beliefs, socioeconomic status, language, and the inherent intersections of many different identities.

SummitStone Health Partners

- Community Mental Health Center (CMHC)
- Serving Larimer County
- 10+ locations in Fort Collins, Estes Park and Loveland
- Embedded in 38+ partnering locations
- Mental health, substance use, and physical health services for adults, youth and families
- Outpatient, inpatient, residential, crisis, urgent care, addiction treatment, community based services, and forensic services
- Multi-disciplinary teams
 - Prescribers
 - Clinical
 - Peer Specialists
 - Administrative

Treatment Philosophy

At SummitStone, we believe that people can and do recover. We understand mental health and substance use conditions may be lifelong, with periods of stability as well as periods of acute need. SummitStone promotes a safe, inclusive, and healing environment that builds on the capacity for resilience in the children, adults, and families we serve. We recognize people start their recovery at different points on a continuum and move at their own pace. We recognize diverse backgrounds, abilities, and experiences and realize the tremendous impact these have on an individual's experience. At SummitStone, the persons we serve will find individually tailored treatment options built on a foundation of trauma informed care, harm reduction, and proven practices in behavioral health interventions, including medications and medication assisted treatment. Our team-based model of care also recognizes the many intersections between identity, health, social supports, and a variety of community systems. We have the skills, relationships, and expertise to partner and collaborate with multiple systems including physical healthcare, human services, family and child welfare, educational, and criminal justice. No matter where you are on your journey, we look forward to helping you develop a recovery plan that meets your needs.

*Our care philosophy
shapes how teams and
systems show up*

Longview Team Care Compact
Longview Guiding Light
Who do you get to see today?

**Our guiding question:
“Who do you get to see today?”**

Welcome! We are glad you chose to serve as a SummitStone employee at Longview Acute Care. This facility was conceived by our community's strong desire for critical behavioral health services and born of our community's commitment through sales tax dollars. It is a truly special partnership.

This facility will have a legacy driven by the patients who experience our services and the community who make the funding possible, a legacy that will endure far beyond our time here.

We are committed to working in teams grounded in the following:

Every interaction we have with our patients makes a difference. How we show up matters, recognizing and respecting our patients are fully formed persons with agency in every encounter. We are passengers on the journey of our patients in the recovery they desire. We serve as supportive guides, as light posts along the way. We respect our role as witness and passenger to the beautiful change and progress that happens in our care, not drivers.

We are committed to harm reduction in all its forms.

Our patients enter and leave our care under various circumstances. Some will come in handcuffs, some under supervision of the state, some under threat of divorce or family separation, some with extreme dysregulation, and others still under their own choice to seek help. Some will leave after successful completion of their treatment plan, after lots of conflict and resistance, after 1 visit or 72 visits. Regardless, we honor the choice they made to stay for as long as they did, the work they did while they were here, and their desire for change.

The people we serve represent tremendous resolve and resilience in the face of life's starkest challenges, many of which result from our society's greatest systemic inequities. Despite these, our patients live full lives. They are painters, construction workers, lawyers, engineers, homemakers, store clerks, business owners, cooks, therapists, peers, doctors, case managers, and so much more. They are our parents, our siblings, our children, our neighbors, our community.

We ask you to stay curious about the people you get to see today and everyday at Longview.


Our measure of success will not be how many leave us on the path to recovery, but more in how safe we make them feel, how we listen to their stories and needs, and how we care for them while they are with us.

We mark their leaving with gratitude, respect, and an unconditional invitation to return if and when they need us.

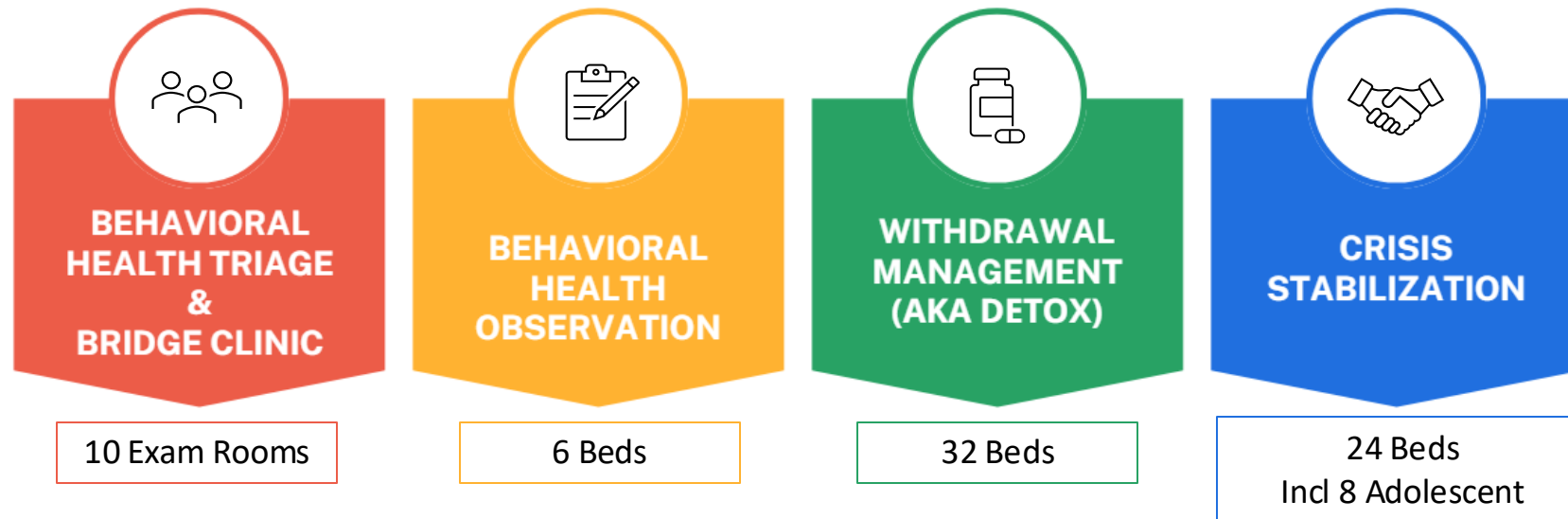
Who do you get to see today?



Larimer County Behavioral Health Services Acute Care Facility at Longview



Levels of Care



- 24/7 Walk-in Care Availability
- Services include individual therapy, group therapy, medical treatment, medications, intensive care coordination, and on-site lab & pharmacy.
- Internal medical clearance

Crisis Best Practices

National Guidelines for Behavioral Health Crisis Care Best Practice Toolkit



SAMHSA Crisis Best Practices: Crisis Receiving and Stabilization Services

Minimum Expectations:

1. Accept all referrals;
2. Not require medical clearance prior to admission but rather assessment and support for medical stability while in the program;
3. Design their services to address mental health and substance use crisis issues;
4. Employ the capacity to assess physical health needs and deliver care for most minor physical health challenges with an identified pathway in order to transfer the individual to more medically staffed services if needed;
5. Be staffed at all times (24/7/365) with a multidisciplinary team capable of meeting the needs of individuals experiencing all levels of crisis in the community; including:
 - a. Psychiatrists or psychiatric nurse practitioners (telehealth may be used)
 - b. Nurses
 - c. Licensed and/or credentialed clinicians capable of completing assessments in the region; and
 - d. Peers with lived experience similar to the experience of the population served.
6. Offer walk-in and first responder drop-off options;
7. Be structured in a manner that offers capacity to accept all referrals at least 90% of the time with a no rejection policy for first responders;
8. Screen for suicide risk and complete comprehensive suicide risk assessments and planning when clinically indicated; and
9. Screen for violence risk and complete more comprehensive violence risk assessments and planning when clinically indicated.



Broad Strokes

- Low barrier access to behavioral healthcare
- Medical complexity is not exclusionary
- Built environment and team capacity managing law enforcement diversion
- Addiction medicine, psychiatry and clinical services for children, adolescents, & adults
- Comprehensive, coordinated, multidisciplinary team-based approach
- Trauma informed, harm-reduction and recovery-oriented philosophy

Acute Care Facility at Longview

Opened
Dec 2023



Disentangling mental health & criminal justice

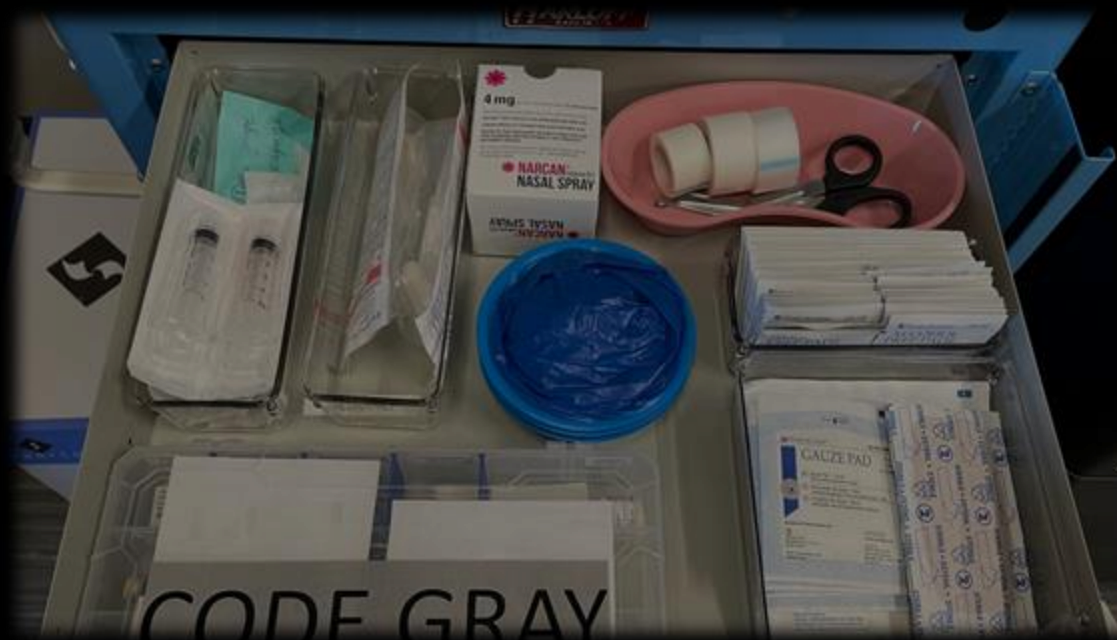
- Intentionally included law enforcement and emergency response in facility design sally port and secured entry area.
- Collaborate with law enforcement to develop rapid response team and warm handoff workflows at Longview.
- Rapid response team designed to safely and compassionately provide seclusion and restraint supporting severely agitated or combative individuals needing care.
- Created survey and easy access QR code for law enforcement/emergency response handoff feedback.
- Collaboration with emergency department leaders and teams coordinating facility transfers, referrals, emergency commitments, and secured transportation.
- Manage medical complexities on-site reducing emergency department “medical clearance” carousel.
- Pharmacy and laboratory services on-site to support medical triage.
- Safety Support team created to lead CPI training and support interdisciplinary intervention.

Built Environment





Secured Sally Port





Warm Handoff Collaborative Design

Direct Access Line & Feedback



SummitStone
HEALTH PARTNERS

Emergency Responder Use Only
(970) 494-5727
LE/EMS/Fire Direct Line

Information Needed:

- Name
- DOB
- Voluntary or M-1/EC
- ETA
- Is additional support needed due to agitation?



Attention: Law Enforcement & Co-Responders
We want to hear from you!

Take Our 2-Minute Survey!

Scan this QR code with your smartphone & take our 2-minute survey. You'll automatically be entered for a chance to win a SummitStone Yeti or Hydro Flask!



SummitStone.org



**Lab
Services**



Pharmacy Services



Disentangling mental health & criminal justice

- Rapid access to substance use care in outpatient and urgent care/crisis setting.
- Incorporated physical health providers on medical team to facilitate whole person care and workflows that drive integrated decision making.
- Crossed-trained psychiatric providers in substance use care. Crossed trained general medical providers advanced mental illness. Address medical complexities.
- Evolved our job titles. Eliminated mental health therapists and addictions counselors in favor of behavioral health therapists cross-trained in both addiction and mental illness.
- Integration of substance use and mental health clients in a milieu.
- Support service delivery increasing involuntary care capacities (EC, IC, M-1, M-4, STC).
- Incorporated national guidelines, treatment philosophy, team compacts, and DEI standards to offer the highest quality crisis care.

Advances 2016 Rec #1, #8, #9, #10, #18

Medical & Clinical Integration






Medical & Clinical Integration



Medical & Clinical Integration

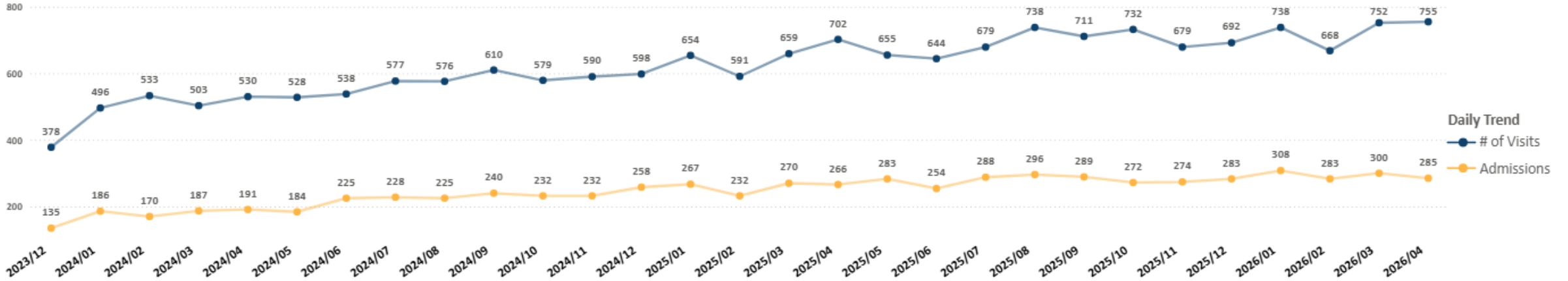




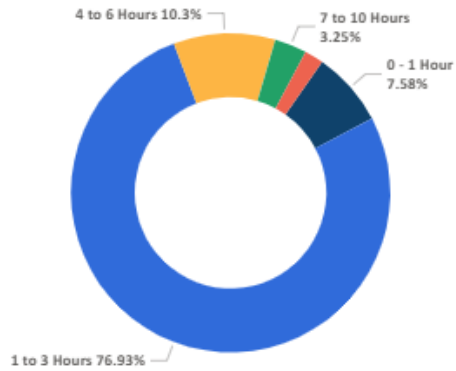
Longview Acute Care Analytics



Monthly Trend



Length of Stay (Hours)

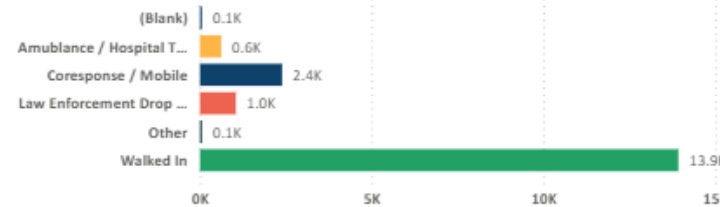


18.09K
Number of Visits

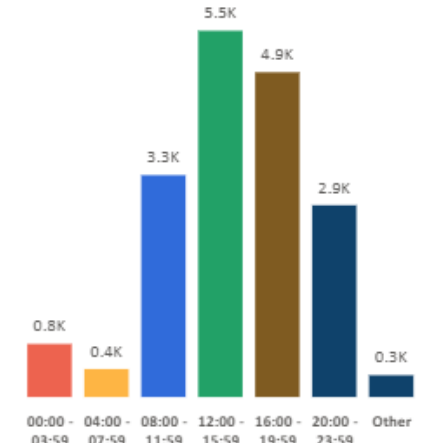
8608
Unique Clients

2.40
Avg Hours

Method of Arrival



Time of Visit



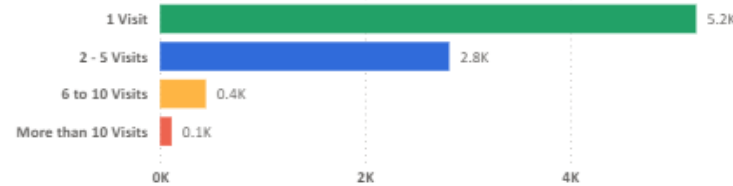
7648
MH Condition

4899
SUD Condition

8262
Both SUD/MH

4683
Physical Condition

Urgent Care Visit Frequency

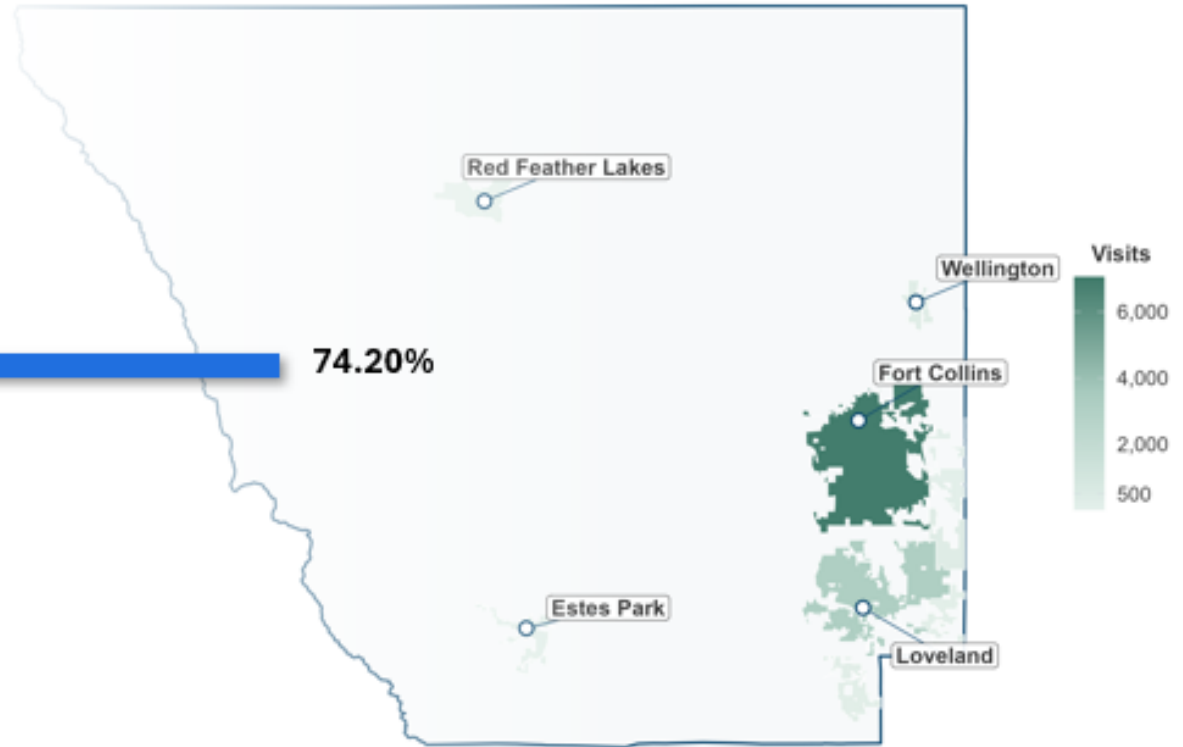
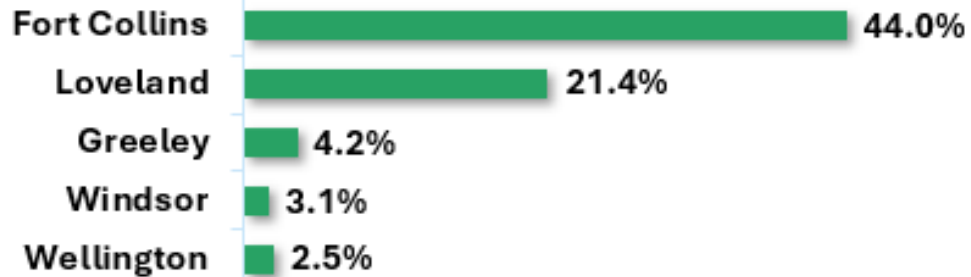


Residence of Urgent Care Clients

Top 5 Counties



Top 5 Cities



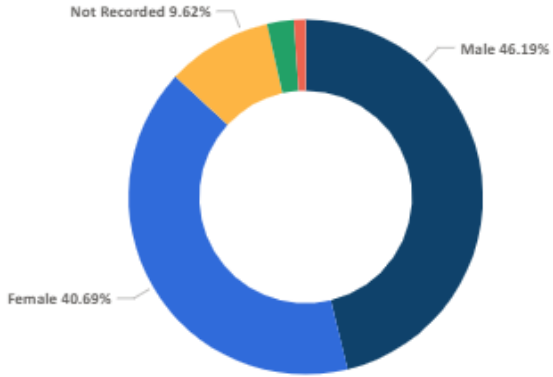
Geographic distribution of urgent care visits from Larimer County communities, 2024–2025 total.

Demographics of Urgent Care Clients

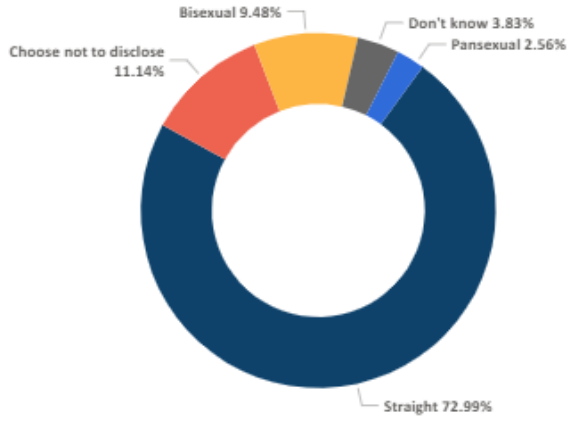
December 2, 2023 – April 30, 2026

Facility
█ Garcia House
█ Longview

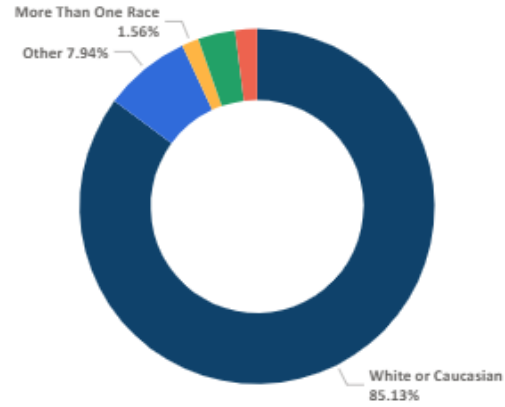
Gender Identity



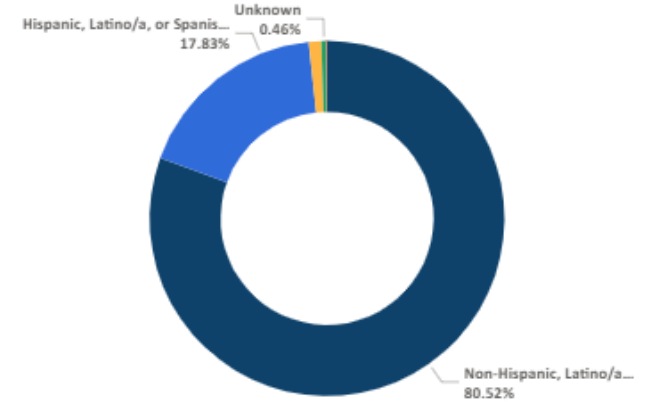
Sexual Orientation



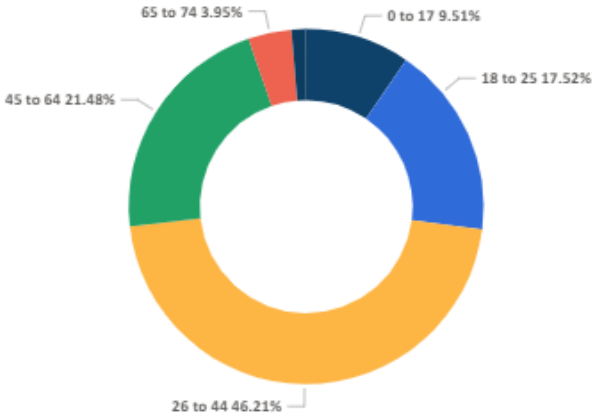
Race



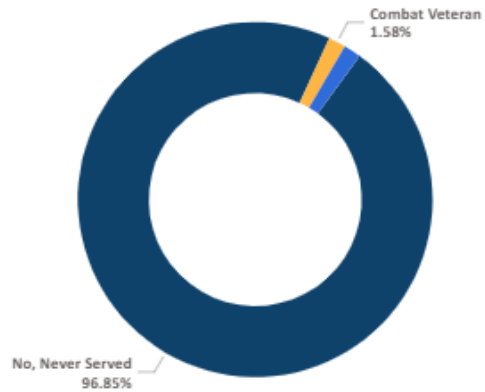
Ethnicity



Age



Veteran Status





Disentangling mental health and criminal justice requires sustained cross-system partnership.



This work only functions when behavioral health, public health, healthcare, and public safety move together.



SCHOOL DISTRICT

FRONT RANGE CLINIC



Key Take Aways

- Treatment philosophy and other grounding documents.
- “Who do you get to see today?” – No barrier access.
- Diverse providers, bold innovative leadership.
- Focus and training toward broad-shouldered work undergirded by national guidelines. Teach therapists to perform CPR, respond to codes, rapid response team design.
- The way we’ve always done it doesn’t mean the way we need to do it.
- A built-environment that supports the work and helps get to yes!
- Key Partnerships.



Lesley Brooks, MD SummitStone CMO/Executive Director for Acute Care –
lesley.brooks@summitstonehealth.org

Cassie Damato, LPC SummitStone Director of Acute Care –
cassie.damato@summitstonehealth.org